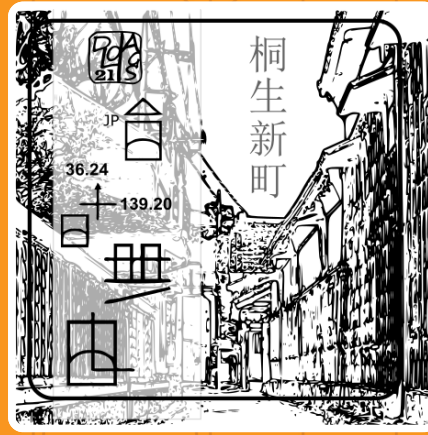




- 02-ESPACE
- HABITER
- CITÉ
- JAPON
- KIRYU
- 02-ESPACE
- HABITER
- CITÉ
- QUARTIER



- 02-ESPACE
- HABITER
- CITÉ
- JAPON
- KIRYU
- 02-ESPACE
- HABITER
- CITÉ
- QUARTIER



- 02-ESPACE
- HABITER
- CITÉ
- JAPON
- KIRYU
- 02-ESPACE
- HABITER
- CITÉ
- QUARTIER



- 02-ESPACE
- HABITER
- CITÉ
- JAPON
- KIRYU
- 02-ESPACE
- HABITER
- CITÉ
- QUARTIER



Kiryu Shinmachi

The historic district of Kiryu Shinmachi 桐生新町 is likely the best gateway to Kiryu's history. Its origins date back to the late 16th century, when the town was organized around the Tenmangū Shrine. The street layout from that era remains largely visible today. For several centuries, Shinmachi became the commercial heart of the textile city. Silk brokers, yarn merchants, cloth merchants, dyers, and manufacturers established their businesses there. The streets still reveal this former prosperity through the warehouses, merchant houses, and workshops that have survived the transformations of the 20th century. Unlike many industrial cities, Kiryu has preserved an urban landscape where the textile economy remains visible in the stone, wood, and built structures. In 2012, the area was designated a district for the preservation of traditional architectural ensembles. Shinmachi thus serves as an open-air urban archive of Japan's textile golden age.



Kiryu Shinmachi

The historic district of Kiryu Shinmachi 桐生新町 is likely the best gateway to Kiryu's history. Its origins date back to the late 16th century, when the town was organized around the Tenmangū Shrine. The street layout from that era remains largely visible today. For several centuries, Shinmachi became the commercial heart of the textile city. Silk brokers, yarn merchants, cloth merchants, dyers, and manufacturers established their businesses there. The streets still reveal this former prosperity through the warehouses, merchant houses, and workshops that have survived the transformations of the 20th century. Unlike many industrial cities, Kiryu has preserved an urban landscape where the textile economy remains visible in the stone, wood, and built structures. In 2012, the area was designated a district for the preservation of traditional architectural ensembles. Shinmachi thus serves as an open-air urban archive of Japan's textile golden age.



Kiryu Shinmachi

The historic district of Kiryu Shinmachi 桐生新町 is likely the best gateway to Kiryu's history. Its origins date back to the late 16th century, when the town was organized around the Tenmangū Shrine. The street layout from that era remains largely visible today. For several centuries, Shinmachi became the commercial heart of the textile city. Silk brokers, yarn merchants, cloth merchants, dyers, and manufacturers established their businesses there. The streets still reveal this former prosperity through the warehouses, merchant houses, and workshops that have survived the transformations of the 20th century. Unlike many industrial cities, Kiryu has preserved an urban landscape where the textile economy remains visible in the stone, wood, and built structures. In 2012, the area was designated a district for the preservation of traditional architectural ensembles. Shinmachi thus serves as an open-air urban archive of Japan's textile golden age.



Kiryu Shinmachi

The historic district of Kiryu Shinmachi 桐生新町 is likely the best gateway to Kiryu's history. Its origins date back to the late 16th century, when the town was organized around the Tenmangū Shrine. The street layout from that era remains largely visible today. For several centuries, Shinmachi became the commercial heart of the textile city. Silk brokers, yarn merchants, cloth merchants, dyers, and manufacturers established their businesses there. The streets still reveal this former prosperity through the warehouses, merchant houses, and workshops that have survived the transformations of the 20th century. Unlike many industrial cities, Kiryu has preserved an urban landscape where the textile economy remains visible in the stone, wood, and built structures. In 2012, the area was designated a district for the preservation of traditional architectural ensembles. Shinmachi thus serves as an open-air urban archive of Japan's textile golden age.

